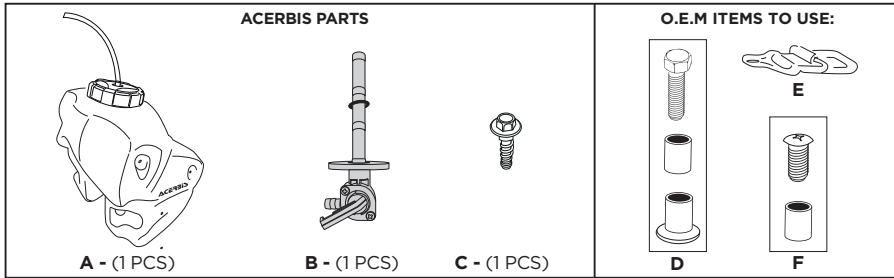


## FUEL TANK HONDA CRF150 R 2007 6,5 L 1,7 GAL SERBATOIO HONDA CRF150 R 2007 6,5 L 1,7 GAL

COD. 500002604 REV.4



**WARNING**

Durante il rimontaggio suggeriamo vivamente di utilizzare un grasso anti-grippante sulle viti che entrano negli inserti in metallo.

Highly suggest to use anti-seize/grease lubricant on all bolt threads going into the tank's metal inserts when reinstalling.

**1**

**Remove the seat and the radiator scoop.**  
Rimuovere la sella e il fianchetto.

**2**

**Remove the fuel line.**  
Rimuovere il tubo benzina.

**3**

**Remove the seat screw, elastic attach, frame attach and fuel gas cup line.**  
Rimuovere vite sella, attacco elastico, attacchi telaio e tubo benzina.

**4**

**(1) Install the acerbis petcock. (2) Place the acerbis tank. (3) Replace the grommets with sleeve. (4) Install the seat screw and elastic attach.**  
(1) Montare il rubinetto acerbis. (2) Posizionare il serbatoio acerbis. (3) Riposizionare i gommini e boccole. (4) Montare vite sella e attacco elastico.

### WARNING!

It is **EXTREMELY IMPORTANT** that the fuel tank is properly installed. To ensure proper installation, it is **STRONGLY RECOMMENDED** that the tank is installed only by a qualified OEM licensed dealership mechanic. Improper installation could result in serious injuries or death.

If self-installed **NOTE THE FOLLOWING**: particular attention must be paid to excessive fuel line length and fuel line proximity to hot engine areas and pipes to prevent fire.

Clean tank interior thoroughly before installation. Install this fuel tank only in a well ventilated area, as gasoline fumes are extremely dangerous. Do not start or operate the vehicle if there are any fuel leaks! Read all instructions first before beginning installation.

Acerbis recommends that installation must be done by a licensed mechanic and that only Acerbis' original parts are used during installation. Acerbis makes no guarantees or representations, express or implied, regarding the fitment of its product for any particular purpose. Acerbis makes no guarantees or representations, express or implied, regarding the extent to which its products protect individuals or property from injury or death or damage.

#### EUROPE

ACERBIS ITALIA S.P.A.  
VIA SERIO, 37  
24021 ALBINO (BG)  
ITALY

#### U.S.A.

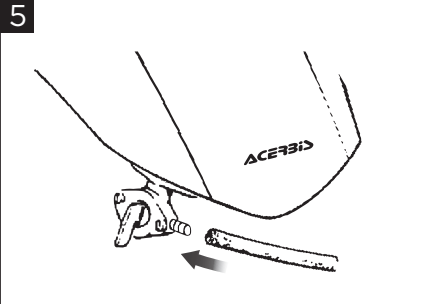
ACERBIS U.S.A. INC.  
MAIL P.O. BOX 2030  
SUN VALLEY, ID 83353  
SHIP 110 LINDAY CIRCLE  
KETCHUM, ID 83340  
U.S.A.

#### UNITED KINGDOM


ACERBIS U.K LTD  
UNIT 4 DUNFERMLINE COURT,  
KINGSTON, MILTON KEYNES  
MK10 0BY  
GREAT BRITAIN

## FUEL TANK HONDA CRF150 R 2007 6,5 L 1,7 GAL SERBATOIO HONDA CRF150 R 2007 6,5 L 1,7 GAL

COD. 500002604 REV.4



**5**  
**Reinsert the fuel line.**  
Reinserire il tubo benzina.



**6**  
**Reassemble the seat and the radiator scoop.**  
Rimontare la sella e il fianchetto.

### DISCLAIMER

Due to uncontrolled variables in the manufacturing process of rotational molded fuel tanks, the fuel tank may vary in size and shape by up to 7% of the manufacturer's original listed capacity.

### LIBERATORIA

A causa di variabili inponderabili nel processo di stampaggio rotazionale dei serbatoi, questi possono differire in forma e dimensioni fino al 7% rispetto alla capacità dichiarata.

**FOR COMPETITION USE ONLY - SOLO PER USO MOTOCICLISTICO**

### WARNING!

It is EXTREMELY IMPORTANT that the fuel tank is properly installed. To ensure proper installation, it is STRONGLY RECOMMENDED that the tank is installed only by a qualified OEM licensed dealership mechanic. Improper installation could result in serious injuries or death.

If self-installed NOTE THE FOLLOWING: particular attention must be paid to excessive fuel line length and fuel line proximity to hot engine areas and pipes to prevent fire.

Clean tank interior thoroughly before installation. Install this fuel tank only in a well ventilated area, as gasoline fumes are extremely dangerous. Do not start or operate the vehicle if there are any fuel leaks! Read all instructions first before beginning installation.

Acerbis recommends that installation must be done by a licensed mechanic and that only Acerbis' original parts are used during installation. Acerbis makes no guarantees or representations, express or implied, regarding the fitment of its product for any particular purpose. Acerbis makes no guarantees or representations, express or implied, regarding the extent to which its products protect individuals or property from injury or death or damage.

#### EUROPE

ACERBIS ITALIA S.P.A.  
VIA SERIO, 37  
24021 ALBINO (BG)  
ITALY

#### U.S.A.

ACERBIS U.S.A. INC.  
MAIL P.O. BOX 2030  
SUN VALLEY, ID 83353  
SHIP 110 LINDAY CIRCLE  
KETCHUM, ID 83340  
U.S.A.

#### UNITED KINGDOM

ACERBIS U.K LTD  
UNIT 4 DUNFERMLINE COURT,  
KINGSTON, MILTON KEYNES  
MK10 0BY  
GREAT BRITAIN